



Ideal inflatable boats
for the sport fisherman





Talamex Greenline

Ideal inflatable boats for the sport fisherman

For the sport fisherman among us, these inflatable boats are the ideal companion to become one with nature.

The Talamex Greenline models are manufactured of dark-green 0,7mm durable and high quality 1100 decitex PVC fabric. The GLS, GLA and GLW series are equipped with an overpressure relief

valve, adjustable wooden seatbench, SS lifting and towing eyes and aluminium oars. In the standard package of the boats is among other: a repair kit, double-action handpump, fuel tank strap*, mooring line** and a packing bag. The bellyboat allows you to become one with the elements and get ready for fishing quickly. The bellyboat is compact, can optionally be equipped

with an electric outboard engine and comes with many accessories. The boats have 2 year warranty and all Talamex boats are CE certified by the Dutch Marine Inspection, making them meet all European requirements!

* except GLS160 and GLB170

** except GLB170

A varied selection

There are 4 different models available. All of high quality, but distinctive in the floor of the boat.

GLB170 bellyboat:

compact, quick to set-up and equipped with many accessories

GLS160 slatted floor:

without inflatable keel, easy to roll-up, small packed and quick to set-up


GLA250 air floor:

the inflatable floor and keel create a V-shaped floor which give the boat excellent sailing and rowing qualities. Lightweight, small packed and quick to set-up

GLW300 wooden floor:

with inflatable keel and wooden floor which provides great strength, stability and robustness

Fully equipped



- ① Rubbing strake
- ② SS bow handle and towing D-rings on the bow
- ③ Minimum of 3 air chambers
- ④ Long lifeline for extra security
- ⑤ Luxurious sliding drainvalve
- ⑥ Overpressure relief valve
- ⑦ Adjustable wooden seatbench
- ⑧ Aluminium oars
- ⑨ High quality 0,7mm 1100 decitex PVC fabric
- ⑩ SS lifting D-ring
- ⑪ Solid end cones for better protection



Multi chamber system

All Talamex Greenline models have a minimum of 3 air chambers for maximum security.



SS towing D-rings

Two strong SS D-rings on the bow.



Overpressure relief valve

Your boat is protected against damage from excess pressure thanks to the smart pressure relief valve.



Adjustable seatbench

On several positions adjustable wooden sliding seatbench.



Aluminium oars

Equipped with strong aluminium oars.



Double-action hand pump

Boat includes a double-action hand pump for bringing the boat to optimal air pressure.



SS bow handle

Strong SS bow handle.



Rubbing strake

Rubbing strake around the boat which protect the tubes.

GLS-Slatted floor

GLS 160

Small, yet big

The Talamex Greenline GLS with slatted floor is a boat without an inflatable keel. The boat is quickly ready to go and can be packed conveniently. Thanks to the slatted floor, the boat is easy to roll up and light in weight. This makes launching very easy. Despite the small size of 160 cm, the boat has - thanks to the transom placed far behind - more interior space than other boats in its class.



Talamex GREENLINE

Boat type	Length x Width (cm)	Floor	Max. load capacity (kg)	Max. engine in kW/HP	Max. engine weight (kg)	Package size boat (cm)	Max. passengers	Number of air chambers	Diameter tubes (cm)	Weight incl. oars (kg)	Transom height
85.911.060 GLS160	160 x 131	Slatted	200	1,8/2,5	20	93 x 45 x 20	1	3	34	18	Short

GLB-Bellyboat

GLB 170

One with the elements

The Talamex Greenline GLB bellyboat is a boat without inflatable keel. The bellyboat is very compact, has great movability and can be depolyed anywhere. The seating position is comfortable and ensures ultimate stability. Besides the standard package, the bellyboat is equipped with a transom for electrical outboard engine, rod holder, platform/holder for fish finder, shoulder straps for carrying as backpack, net with measurement, rod holder on backrest and two side pockets.



Boat type	Length x Width (cm)	Floor	Max. load capacity (kg)	Max. engine in kW/HP	Max. engine weight (kg)	Package size boat (cm)	Max. passengers	Number of air chambers	Diameter tubes (cm)	Weight incl. oars (kg)	Transom height
95.911.170 GLB170	170 x 116	-	160	-	-	75 x 50 x 35	1	3+1+1	34,5	17	-

GLA-Air floor

GLA 250

Comfortable and convenient

The Talamex Greenline GLA with air floor is a boat with an inflatable keel. This creates a V-shaped floor that benefits the sailing and rowing qualities. Thanks to the V-bottom it is possible to plane the boat. The boat is lightweight, quick to set-up and small packed. In addition the inflatable bottom increases the sitting comfort.



TALAMEX GREENLINE

Boat type	Length x Width (cm)	Floor	Max. load capacity (kg)	Max. engine in kW/HP	Max. engine weight (kg)	Package size boat (cm)	Max. passengers (+1=child)	Number of air chambers	Diameter tubes (cm)	Weight incl. oars (kg)	Transom height
85.911.250 GLA250	250 x 152	Air	400	4,4/6	30	98 x 50 x 25	2+1	3+1+1	42	28	Short

GLW-Wooden floor

Robust and comfort

The Talamex Greenline GLW with wooden platform floor is a boat with an inflatable keel. This creates a V-shaped floor that benefits the sailing and rowing qualities. Thanks to the V-bottom it is possible to plane the boat. The wooden platform floor ensures great firmness and stability. The wooden platform floor requires more time to install than an air floor boat.



GLW 300

Boat type	Length x Width (cm)	Floor	Max. load capacity (kg)	Max. engine in kW/HP	Max. engine weight (kg)	Package size boat (cm)	Max. passengers	Number of air chambers	Diameter tubes (cm)	Weight incl. oars (kg)	Transom height
85.911.500 GLW300	300 x 152	Wood	425	7,4/10	45	100 x 51 x 24	4	3+1	42	49	Short

Talamex electric outboard engines

TM 30 40 48 58 66 86

Combine your Talamex boat with a Talamex electric outboard engine!

- Telescopic tiller with 5 forward and 3 reverse gears
- Suitable for fresh, brackish and salt water
- Immersion depth and infinitely adjustable steering pressure
- Battery charging control display
- Battery clamps



Article number	Description	Max boatweight (kg)	Shaft length (mm)	Tiller	Weight (kg)
85.804.030	Talamex electric outboard engine TM30 12V	850	760	Telescopic	7,2
85.804.031	Talamex electric outboard engine TM40 12V	1.200	910	Telescopic	8,8
85.804.032	Talamex electric outboard engine TM48 12V	1.450	910	Telescopic	8,8
85.804.033	Talamex electric outboard engine TM58 12V	1.850	910	Telescopic	10
85.804.034	Talamex electric outboard engine TM66 12V	2.200	910	Telescopic	11,5
85.804.035	Talamex electric outboard engine TM86 24V	2.500	910	Telescopic	12,5
85.804.026	Eyeterminal wire kit (optional)	-	-	-	-
85.922.215	Bracket for trollingmotor bow mounting grey	-	-	-	-
85.922.240	Bracket for trollingmotor bow mounting black	-	-	-	-
14.641.105	Talamex Battery Box with Quickfit connection 2x12V and battery tester, 30A	-	-	-	-
14.641.106	Talamex Battery Box with Quickfit connection 2x12V and battery tester, 50A	-	-	-	-
14.661.100	Talamex automatic battery charger 10A, 12/24V	-	-	-	-
14.649.905	Battery Nautic 12V 105A	-	-	-	-

Mariner outboard engines

F2.5M F3.5M F4M F5M F6M F8M F9.9M

Mariner has a great reputation with its outboard engines. As reliable as the engines of Mariner there are few other brands. Just carefree years sailing pleasure.

The Mariner range at LankhorstTaselaar starts at the light 2,5HP engines for smaller boats to the heavier four stroke engines for larger boats! So there is always a model that fits your use and type of boat.

Article number	Description	Engine power in kW	Engine power in HP
98.000.120	Mariner F 2.5 M	1,9	2,5
98.000.121	Mariner F 3.5 M	2,6	3,5
98.000.123	Mariner F 4 M	2,9	4
98.000.126	Mariner F 5 M	3,7	5
98.000.128	Mariner F 6 M	4,4	6
98.000.130	Mariner F 8 M	5,9	8
98.000.131	Mariner F 9.9 M	7,3	9,9



Accessories

Mariner outboard engines





Article number	Description
81.211.105	Jerrycan fuel black 5l (264 x 140 x 246mm)
81.211.110	Jerrycan fuel black 10l (325 x 165 x 318mm)
81.211.120	Jerrycan fuel black 20l (389 x 213 x 388mm)
18.702.012	Carry can fuel 12l (260 x 460 x 220mm)
18.702.000	Carry can fuel 22l (320 x 540 x 235mm) with indicator
18.702.023	Carry can fuel 22l (320 x 540 x 235mm)
18.702.030	Carry can fuel 30l (360 x 500 x 230)
91.101.810	Outboard Cover XXS for 2,5-5HP (LxWxH: 40 x 25 x 30cm)
91.101.811	Outboard Cover XS for 2,5-15HP (LxWxH: 48 x 27 x 33cm)
18.701.001	Fuel hose with pump ball - 2m, Ø 9,5mm (3/8")
75.460.100	Tiller extension for outboards 60-120cm, Ø 25-30mm
42.130.100	Outboard motor lock with stainless steel AISI 316 cylinder lock. Dim.: 300 x 40 x 35mm
42.117.002	Outboard lock SS with hardened roller. Dim: 300 x 40 x 40mm

Accessories

Article number	Description
85.922.108	Seatbag with cushion grey - 120x20cm
85.922.109	Seatbag with cushion grey - 105x20cm
85.922.110	Seatbag with cushion grey - 100x20cm
85.922.111	Seatbag with cushion grey - 90x20cm
85.922.112	Seatbag with cushion grey - 85x20cm
85.922.113	Seatbag with cushion grey - 80x20cm
94.100.020	Drybag 5L
94.100.021	Drybag 10L
94.100.022	Drybag 15L
85.922.123	Pressure gauge for handpump
85.922.040	Handpump standard valve Talamex
85.922.214	Anchor line holder for inflatable boat
20.300.165	Bravo BST 800 electric airpump
20.300.176	Bravo BST 800 Battery electric airpump
20.300.160	Bravo GE 230/1000 electric airpump
95.900.337	Oarlock replacement kit for bimini Aqualine, Greenline, Superlight
95.900.338	Oarlock replacement kit for bimini Comfortline, Highline, Silverline
95.900.339	Stainless steel bimini holder for oarlocker
85.922.236	Glue-on accessory base/mount (pair)
85.922.237	Adjustable plug-in holder for fishing rod
85.922.238	Adjustable plug-in platform for fishfinder/chartplotter



Accessories



Article number	Description
77.203.001	Folding anchor 1,5kg
77.203.002	Folding anchor 2,5kg
77.203.003	Folding anchor 3,2kg
77.203.004	Folding anchor 4kg
77.203.006	Folding anchor 6kg
79.625.102	Boarding ladder for inflatables aluminium 2 steps
79.625.103	Boarding ladder for inflatables aluminium 3 steps
85.540.174	Transportröder Spiegelmontage
81.101.829	Boatcover Maxi Tender (300-360cm)
81.101.830	Boatcover Tender (240-300cm)
81.101.831	Boatcover XXS (420-480cm). (Boatwidth max. 180cm)
81.101.832	Boatcover XS (420-480cm). (Boatwidth max 229cm)
85.930.200	Aluminium pole for boat covers 60-100cm
85.000.424	Valet kit
85.000.430	Insta-Lock lock and lift system

Besto lifejackets

Specially selected for you

Besto Fisherman 50N lifejacket:

- Cloth coated nylon, DTEX 235 storm control
- Wind and waterproof
- Four large pockets
- Foldable hood
- Increased cut against riding up
- According ISO 12402-5



Article number	Model	Size	Weight
20.428.001	Fisherman	S/M	40-70kg
20.428.002	Fisherman	L/XL	70+ kg
20.428.003	Fisherman	XXL	70++ kg

Specifications

Boat type	Length x Width (cm)	Floor	Max. load capacity (kg)	Max. engine in kW/HP	Max. engine weight (kg)	Package size boat (cm)	Package size floor (cm)	Max. passengers (+1=child)	Number of air chambers	Diameter tubes (cm)	Weight incl. oars (kg)	Transom height
85.911.060 GLS160	160 x 131	Slatted	200	1,8/2,5	20	93 x 45 x 20	-	1	3	34	18	Short
95.911.170 GLB170	170 x 116	-	160	-	-	75 x 50 x 35	-	1	3+1+1	34,5	17	-
85.911.250 GLA250	250 x 152	Air	400	4,4/6,0	30	98 x 50 x 25	-	2+1	3+1+1	42	28	Short
85.911.500 GLW300	300 x 152	Wood	425	7,4/10,0	45	100 x 51 x 24	85 x 65 x 10	4	3+1	42	49	Short

TALAMEX
GREENLINE

The complete range of Talamex inflatable boats consists of the following models.
Ask your dealer for more information or visit www.talamexinflatables.com



© 2021-01 Lankhorst Taselaar. All rights reserved. Lankhorst Taselaar continuously explores means the products it designs, manufactures and distributes to improve. We strive to the utmost to produce up-to-date sales and service documentation. The technical specifications of engines, boats and accessories are ongoing subject to change. This brochure should not be regarded as a precise guide to find the latest technical information. Also, this brochure is not intended as a sales brochure for particular engine, boat or accessories. Distributors and dealers are no agents of Lankhorst Taselaar and has no authority to give explicit commitments on behalf of Lankhorst Taselaar, including but not limited to, statements with respect to a product, sales, applications or service. Not all products are available in all countries. Some products shown in this catalog are equipped with optional accessories. Please consult your dealer. Model, color, image, specifications changes reserved.



Talamex Marine Products distributed by Lankhorst Taselaar
Komeet 13 | 8448 CG Heerenveen | The Netherlands
T +31 (0)320 27 46 11 | E sales@lankhorst-taselaar.nl
I www.talamexinflatables.com

